

# 2021 Year End Crime Statistics Report



# Agenda

- **Calls for Service – Trends**
- **Total Criminal Offences and Clearance Rates**
- **Crime Trends**
- **Crime Prevention Messaging and Tips**
- **Our Shared Commitment**



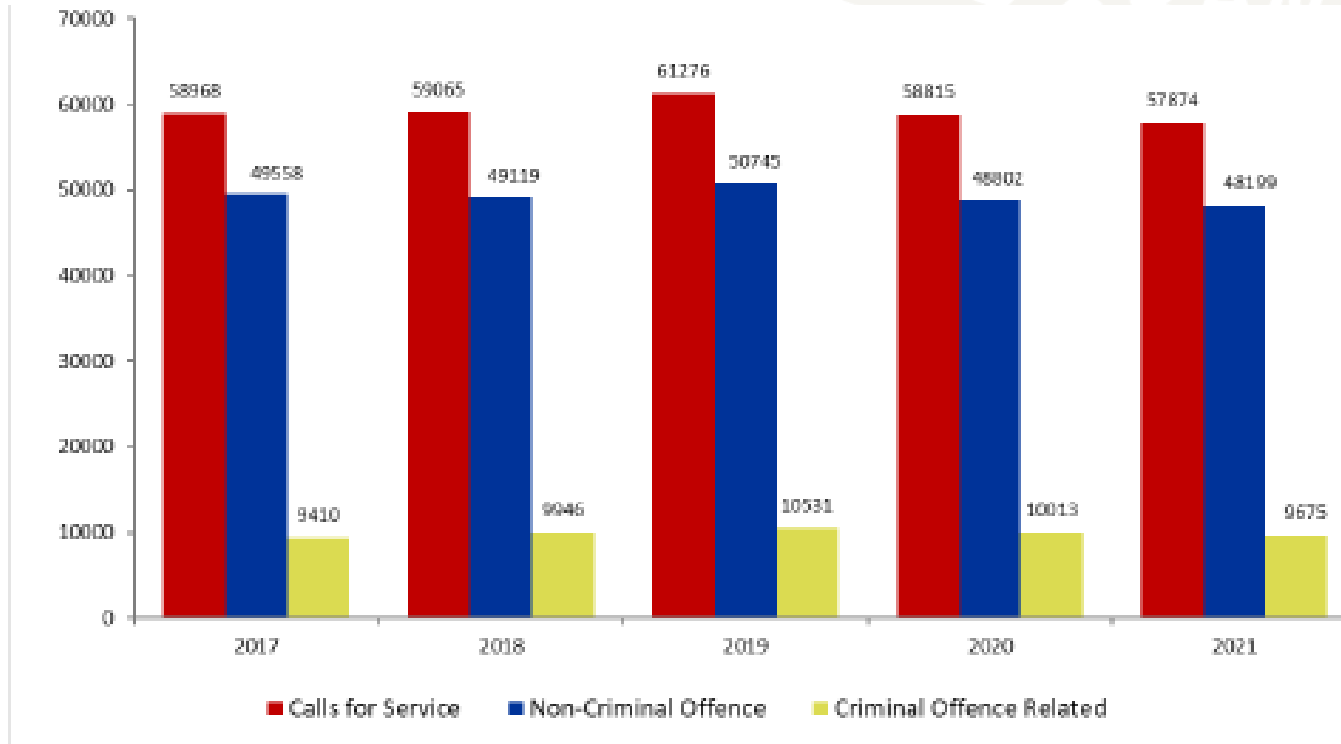
# What is Crime?

- Offences against federal statutes such as the *Criminal Code of Canada* and *Controlled Drugs and Substances Act*, among others



# Calls for Service – Criminal Vs. Non-Criminal

- **Consistent 5 year trends in Sudbury**  
Approximately 17% of calls are criminal in nature, 1  
Approximately 83% of calls are non criminal in nature
- **This trend is consistent in police services across the province**

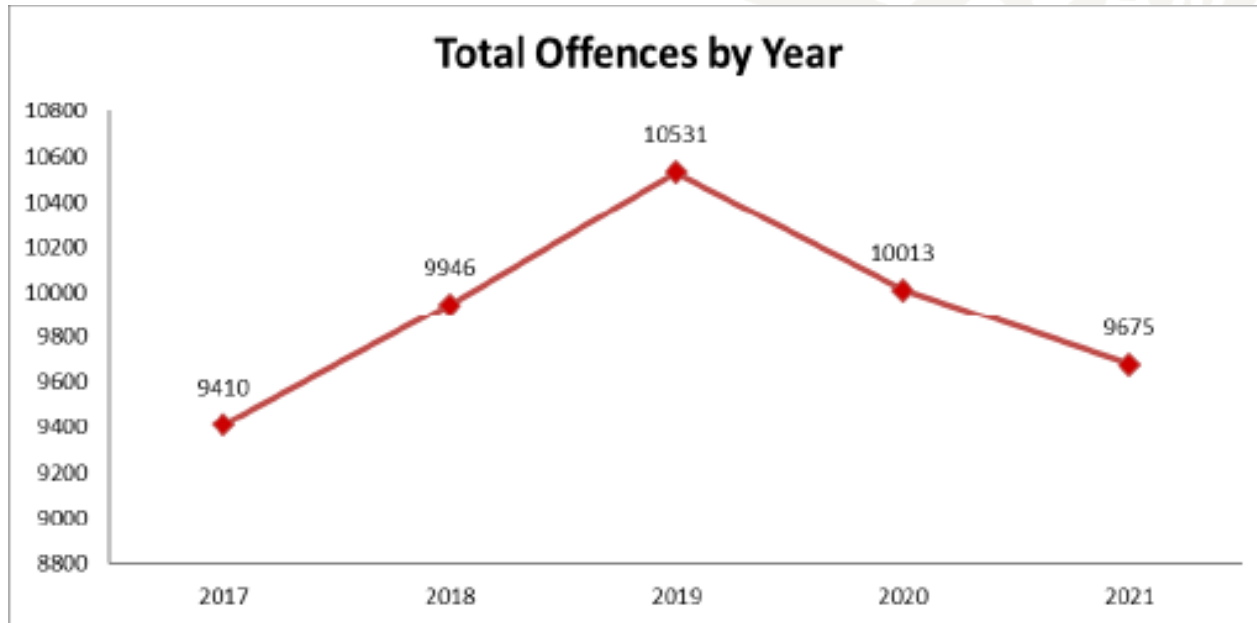


# Total Criminal Offences – Five Year Trend Analysis

Slight increase in criminal offences in the last 5 years

3%, 2019 the highest

Between 2020 and 2021 there was a decrease of 3.4% or 338 offences



# Total Criminal Offences – Five Year Trend Analysis

Numerous factors can contribute to fluctuations in crime statistics:

## Enforcement driven crime

- Drive trends
- Bail Violations related to Appearance Notices, Breach of Probations
- Lower in 2020 and 2021 due to COVID-19
- Drug related offences
- Possess Child Pornography offences with numerous ongoing investigations
  - National Trend



# Total Criminal Offences – Five Year Trend Analysis

Numerous factors can contribute to fluctuations in crime statistics:

## Social and economic factors

- Health inter-related with criminal behaviour
  - Substance dependencies leading to crimes such as shoplifting and thefts to finance addictions

## Crime prevention strategies

Numerous posts through social media pages, which has led to heightened awareness of these types of crimes and increased reporting

- Apartment Building Laundry Break and Enters
- B-E to Shed/Detached Garage
- Theft Under, especially theft from motor vehicles, smashed vehicle window
- Fraud, specifically relating to seniors, and CERB



# Total Criminal Offences – Five Year Trend Analysis

Numerous factors can contribute to fluctuations in crime statistics:

## **Social and economic factors**

- Health inter-related with criminal behaviour
  - Substance dependencies leading to crimes such as shoplifting and thefts to finance addictions

## **Crime prevention strategies/Preventing victimization before it occurs**

Numerous posts through social media pages, which has led to heightened awareness of these types of crimes and increased reporting

- Apartment Building Laundry Break and Enters.
- B-E to Shed/Detached Garage.
- Theft Under, especially theft from motor vehicles, smashed vehicle window.
- Fraud, specifically relating to seniors, and CERB.

## **Increased Online Reporting through heightened awareness**





# Total Criminal Offences – Five Year Trend Analysis

Numerous factors can contribute to fluctuations in crime statistics:

## Changes in UCR coding process Nationally

Classification of Assault, Sexual Assault or Threat are no longer classified as unsubstantiated cases.

Unfounded are reported now as what was actually reported

These changes affect how offences are coded and cleared

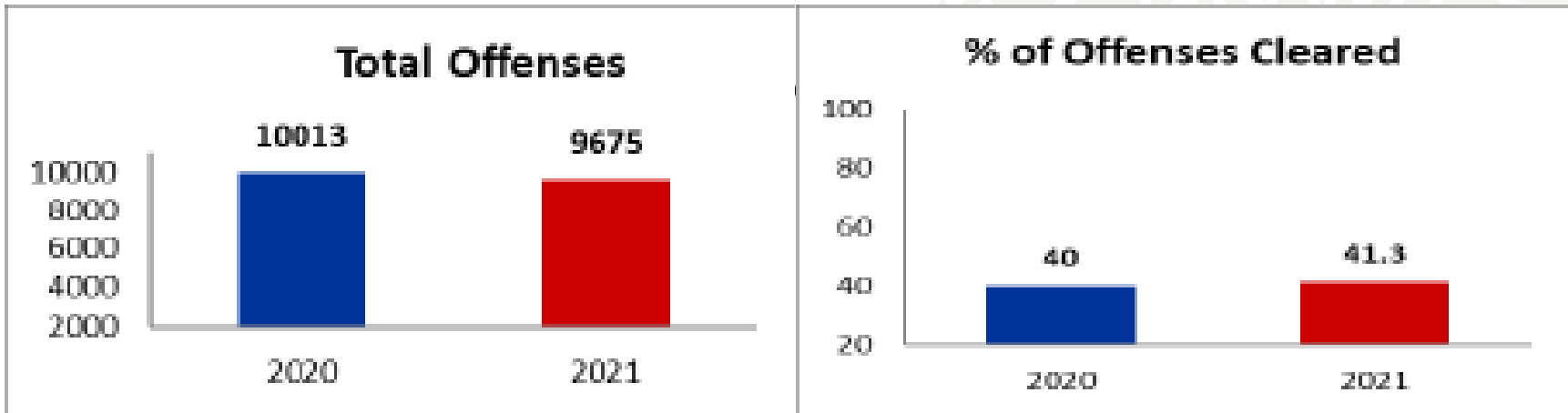
## COVID and changes in behaviour have impacted crime rates

Reduced shoplifting offences with stores closed



# Total Criminal Offences and Clearance Rates

- **3.4% decrease in criminal offences in 2021**  
Large decrease in Property Offences ( down 8.2% or 477) and also the lowest clearance rate largely due to after the fact reports and no suspect information



# Crime Category Offences

- **Violent offences are up 12.6%\***

**Include Homicide, Attempt Murder, Sexual Violations, Deprivation of Freedom, Criminal Harassment, Threatening, Robbery Assault**

**Recent change in way criminal offences are classified nationally is still impacting the UCR, plus the addition of reporting through CopLogic.**

- **Other Criminal Code offences are down by 18.2%**

- **Federal Statutes are down by 8%**

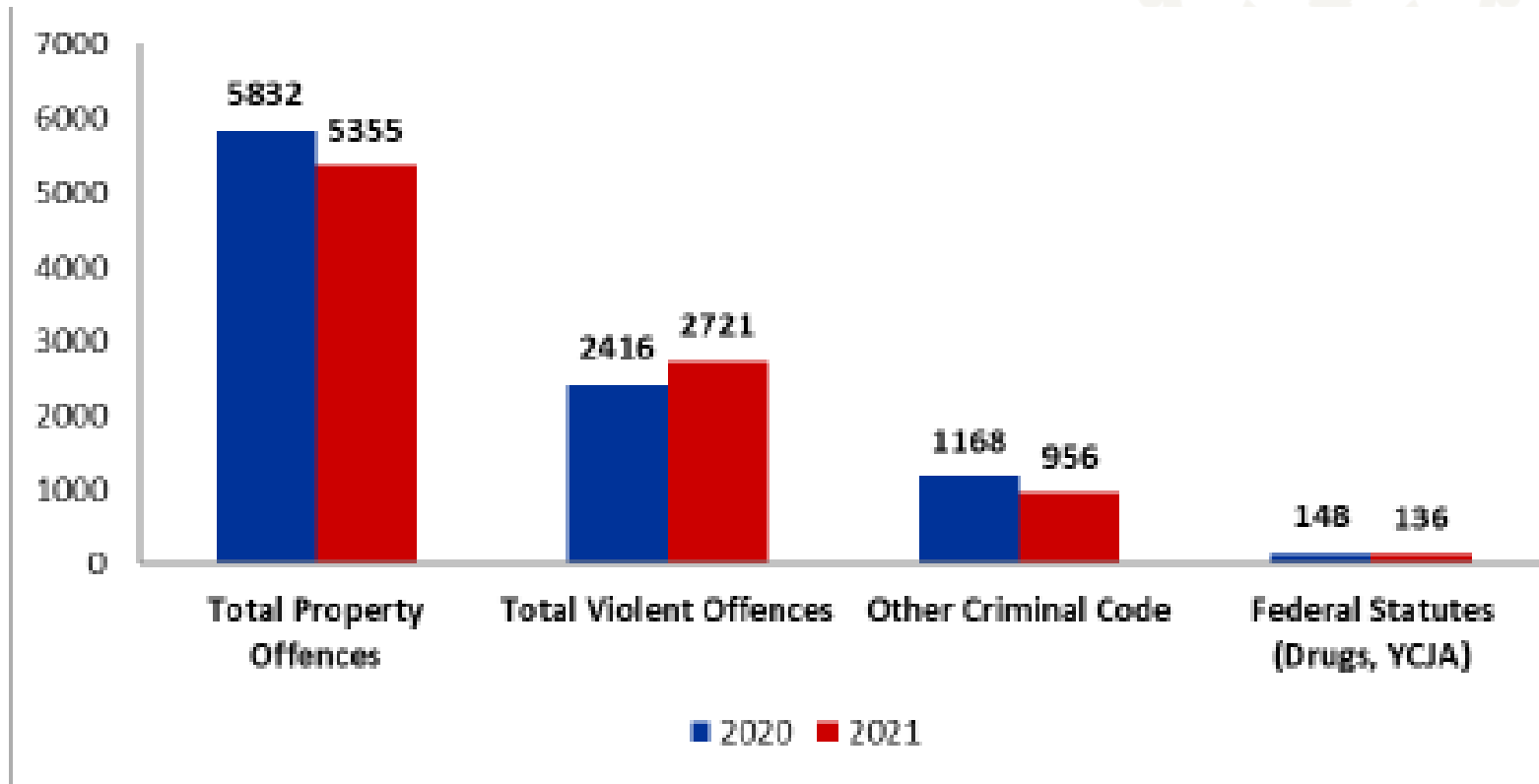
- **Largely attributed to ongoing changes with COVID-19 legislation such as the Quarantine Act.**

- **Property offences are down 8.2%**

- **Largest decrease was for Theft over \$5000.**
- **Second largest decrease was Frauds (-19.7%), which could be attributed to less people being impacted by the CERB fraudulent scam that was impacting a number of people.**

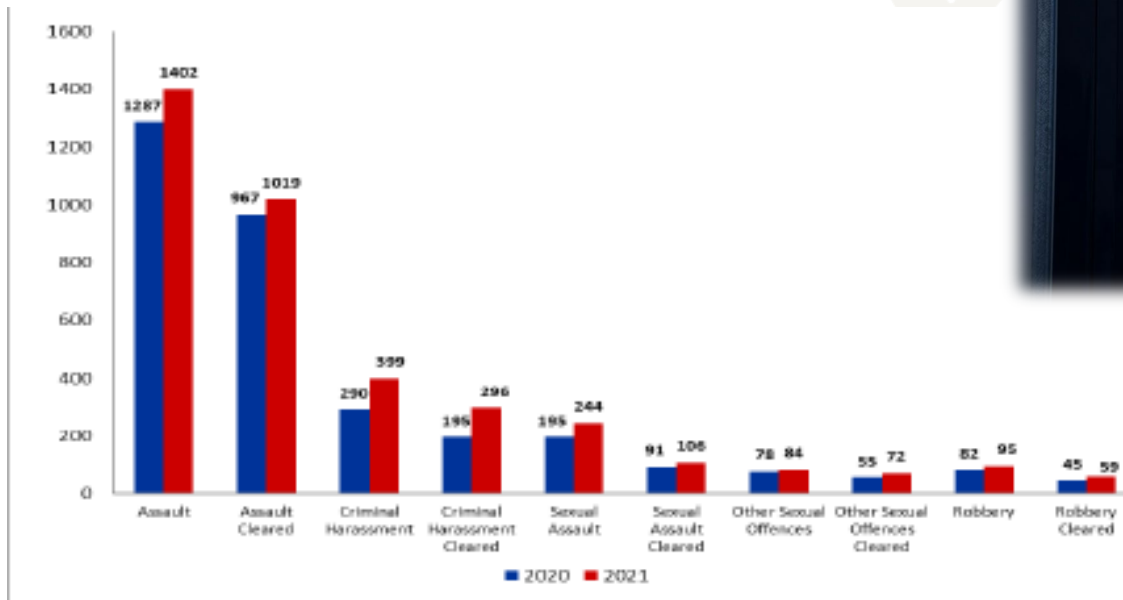


# Crime Category Offences



# Violent Crime Offences

- Sexual Assaults are up by 25.1%
- Other Sexual Offences are up by 7.7%
- Robberies have increased by 15.9%
- Criminal Harassment has increased by 37.6%



# Property Crime Offences

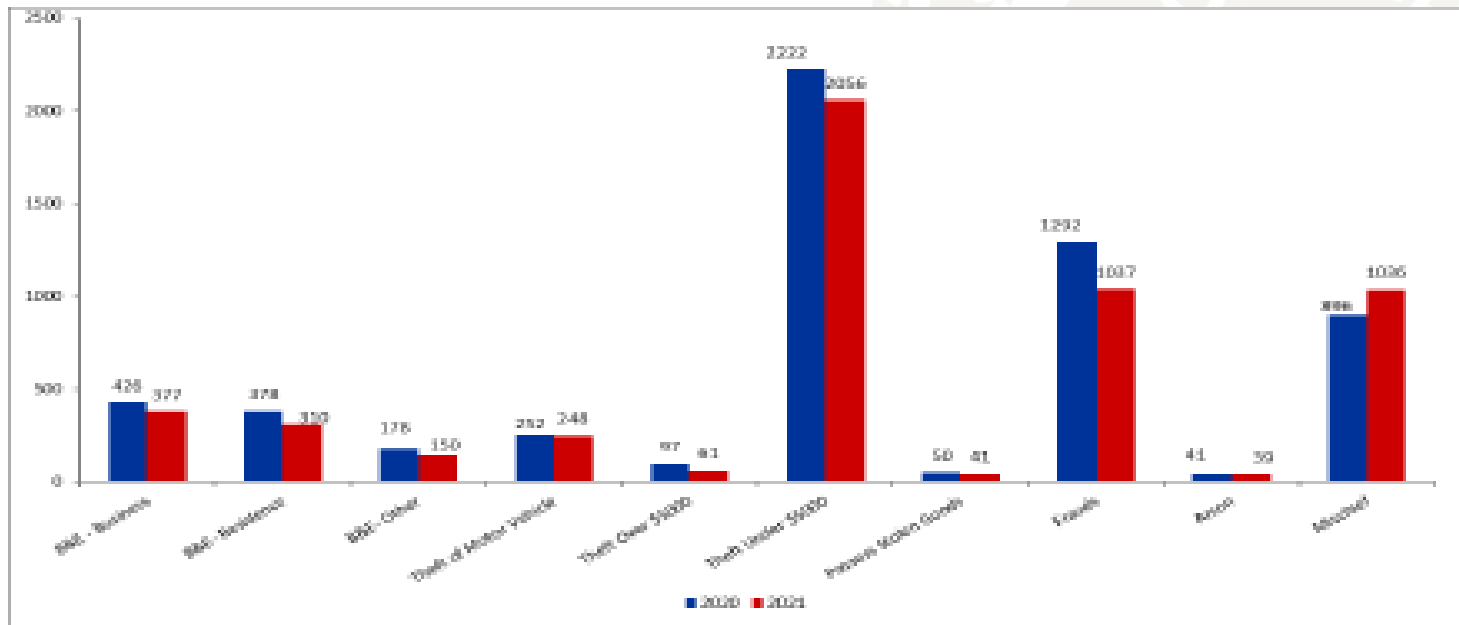
- Break and Enters are down by 14.8%
- Decrease in B&E-Residence (-18%) possibly due to more people working from home.
- Theft Under \$5000 are down by 7.5%

Frauds are down 19.7%

Less people collecting CERB as a result of being able to return to work.

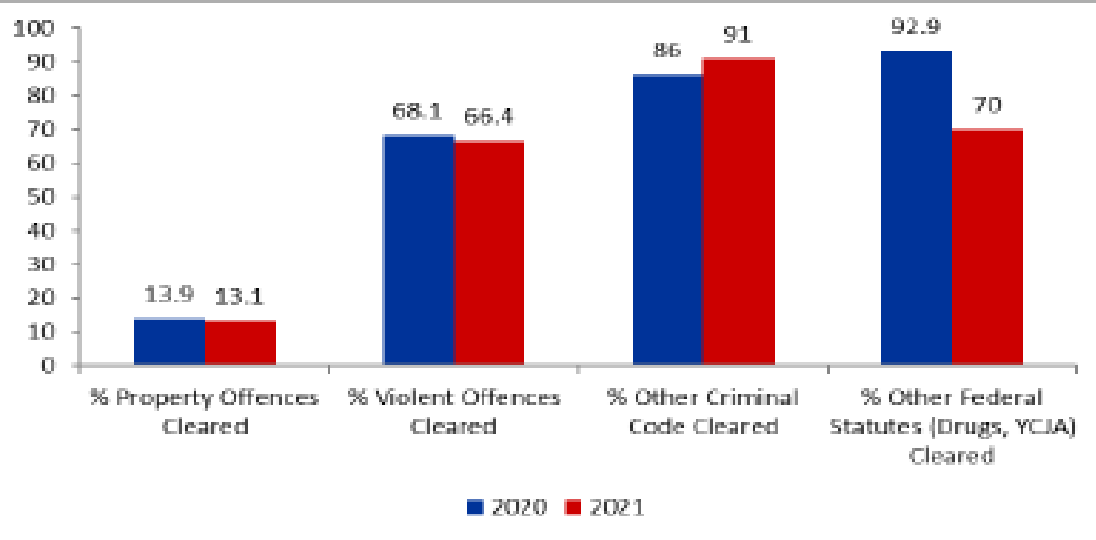
Mischiefs are up by 15.6%

Possibly due to increase in window smashes in Theft from Vehicle Occurrences.

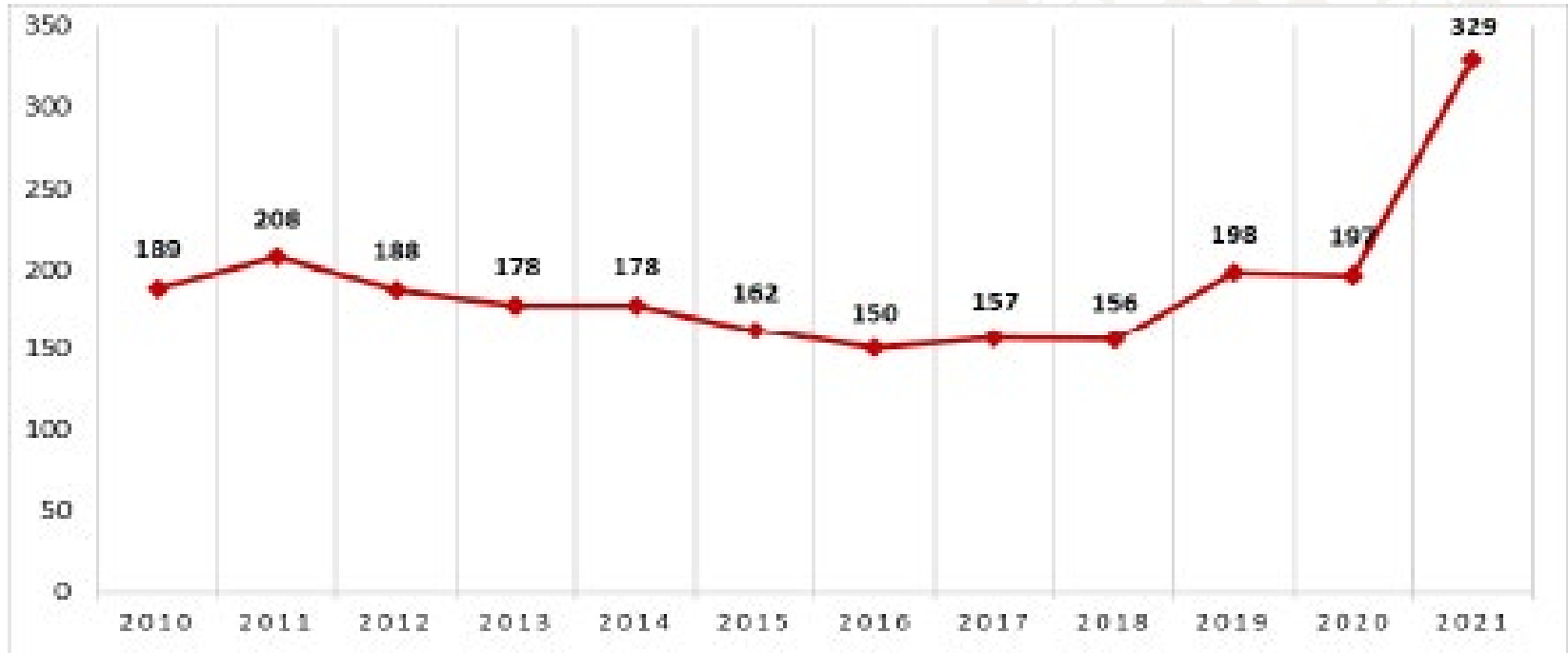


# Crime Category Clearances

- Investigative standards and complexities
- Violent Crime clearance rates higher – offender often known to the victim
- Federal Statutes are generally enforcement driven resulting in high clearance rates
- Property Crimes challenging to solve due to scarcity of evidence, witnesses, forensics



# Road Safety – Impaired Driving Offences





# Road Safety – Impaired Driving Offences

Overall Impaired Driving offences increased by 67% in 2021.

12 offences resulted from RIDE and 66 from Motor Vehicle Collisions.

Slight increase in alcohol impaired driving offences in 2021 (3.6%)

Easing of COVID-19 lockdowns and re-opening of bars/restaurants

Increased Mandatory Roadside Screening

379% increase in drug impaired driving offences in 2021

Continued opioid crisis in our city & increased consumption of drugs while inside a vehicle. Decrease in COVID-19 lockdowns meant people were travelling more. Increased use of Mandatory Roadside screening and DRE training

Partnerships to reduce impaired driving

MADD

Action Sudbury

Safe Ride Home




# Crime Trends

- Overall crime has decreased slightly by 3.4%
- Crime only represents a small portion of policing services being delivered to the Community
- Investment in Community Safety and Well-Being
- Modernization of our service delivery model
- Working Reform Groups
  - Anti-racism
  - Authentic Inclusion
- Collaborative work with partners
  - Sexual Assault Review
  - Rapid Mobilization Table (RMT)
  - Community Drug Strategy (CDS)
  - Violent Threat Risk Assessment (VTRA)
  - Building & Understanding Resilience & Strength Together (B.U.R.S.T.)
  - Encampment Initiatives



# Crime Prevention Messaging – Social Media

Protect yourself - beware of unsolicited calls, emails or texts requesting urgent action or payment. Always call your service provider directly using the phone number on your regular bill or statement.



 **Sudbury Police**  
@SudburyPolice

During recent snowmobile patrols, we've encountered an alarming number of pedestrians using prescribed snowmobile trails as walking & skiing trails. Not only is this trespassing, it is dangerous. Unless otherwise indicated, the majority of OFSC trails are for snowmobile use only!




10:42 AM · Feb 19, 2021 · Twitter Web App

 **Greater Sudbury Police Service**  
Published by Sarah Jeannine · August 13, 2021

We give this group of water enthusiasts a big thumbs up 👍 Why? Because:

- ✔️ They're wearing their PFD's/life jackets
- ✔️ They're carrying all of the required safety equipment
- ✔️ They're carrying their operator's cards
- ✔️ They're a great bunch of people!... See more



 **Get more messages for Greater Sudbury Police Service**  
You can add a Messenger button to your post to get more messages for Greater Sudbury Police Service.

See Insights

Boost post

   75

20 Comments 152 Shares

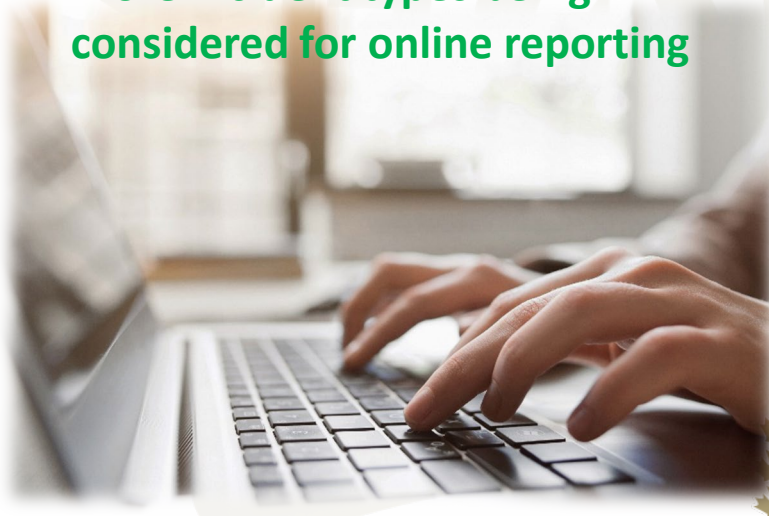
# How Can Our Community Members Help?



- Lock it
- Hide it
- Report it
- Be aware
- Online Reporting System (CopLogic)

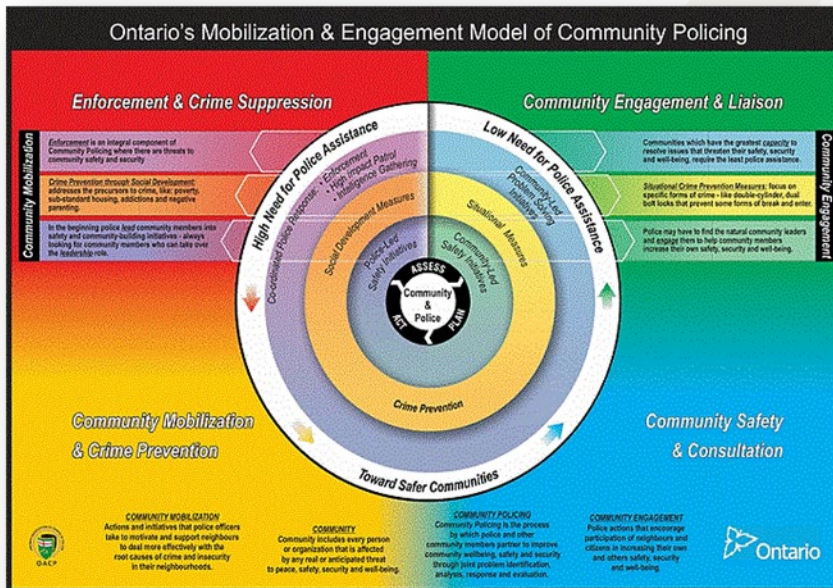
More incident types being considered for online reporting

- Theft Under \$5,000
- Mischief
- Lost/Stolen Plate
- Vehicle Safety Concern
- Graffiti
- Fraud



# Our Shared Commitment

- Champion CSWB
- Partnerships
- Intervene Collaboratively
- Enforce Laws



# Questions?

