

2018 Year End Crime Statistics Report



What is a crime?

Offences against federal statutes such as the *Criminal Code of Canada* and *Controlled Drugs and Substances Act*, among others



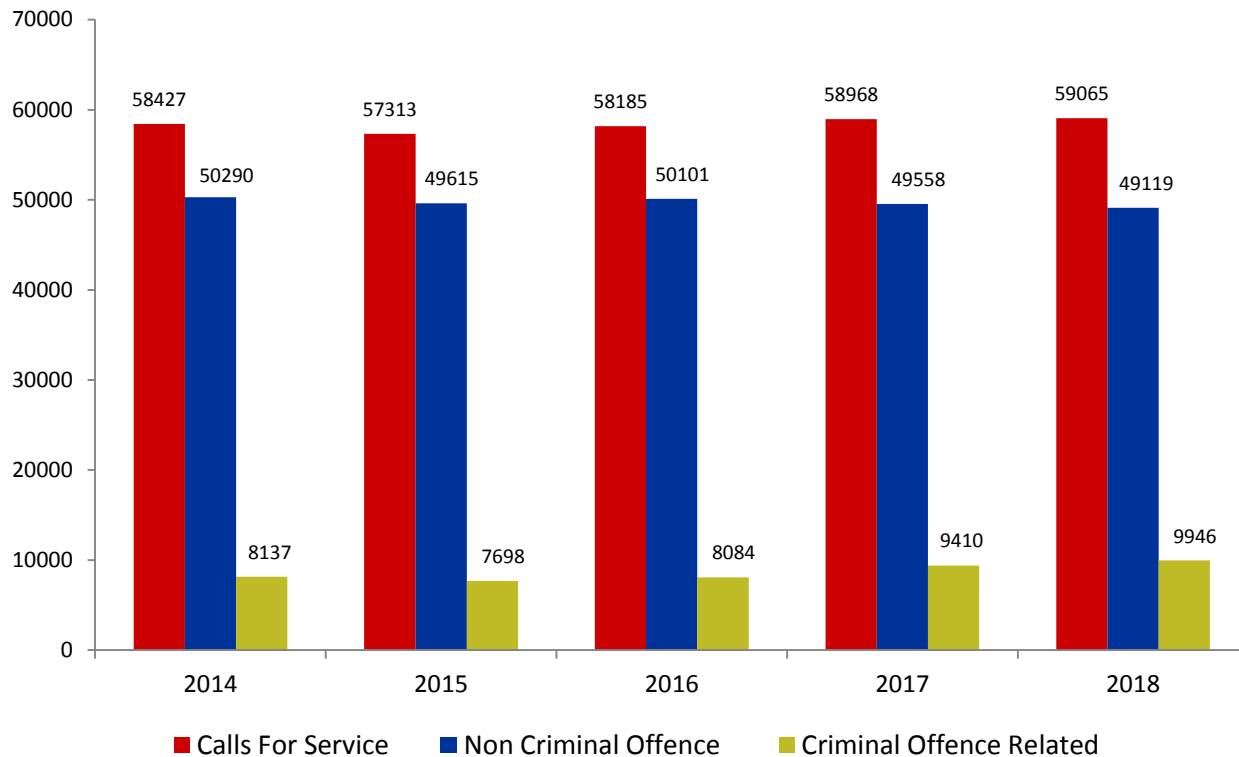
Agenda

- **Calls for Service – Trends**
- **Total Criminal Offences and Clearance Rates**
- **Road Safety – Impaired Driving Offences**
- **Crime Trends**
- **Crime Prevention Messaging and Tips**
- **Our Shared Commitment**



Calls for Service – Criminal vs. Non-Criminal

- **Consistent 5 year trends in Sudbury**
Approximately 15% of calls are criminal in nature
Approximately 85% of calls are non criminal in nature
- **This trend is consistent across the province**



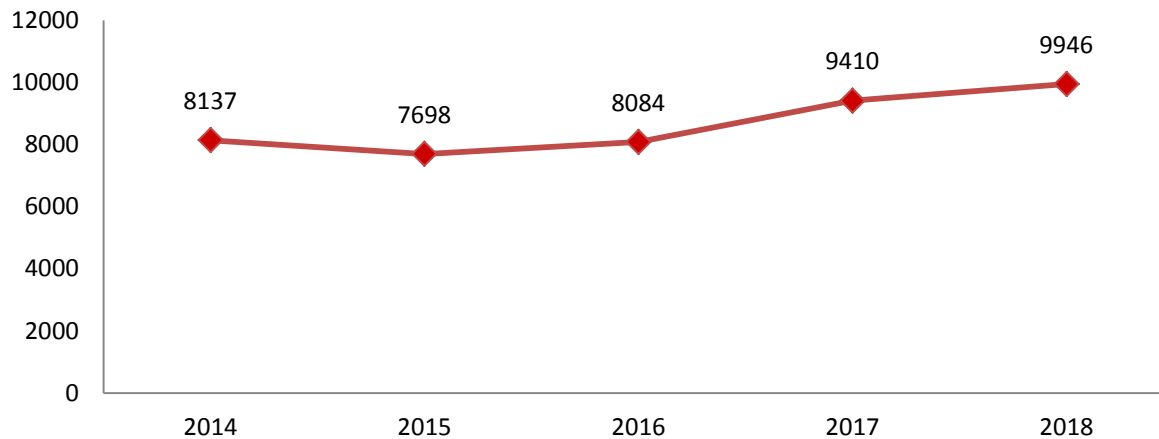
Total Criminal Offences – Five Year Trend Analysis

Numerous factors can contribute to fluctuations in crime statistics

- Enforcement driven crime
- Social and economic factors
- Crime prevention strategies
- Changes in UCR coding process
- Heightened awareness
- Preventing victimization before it occurs
- Increased online reporting

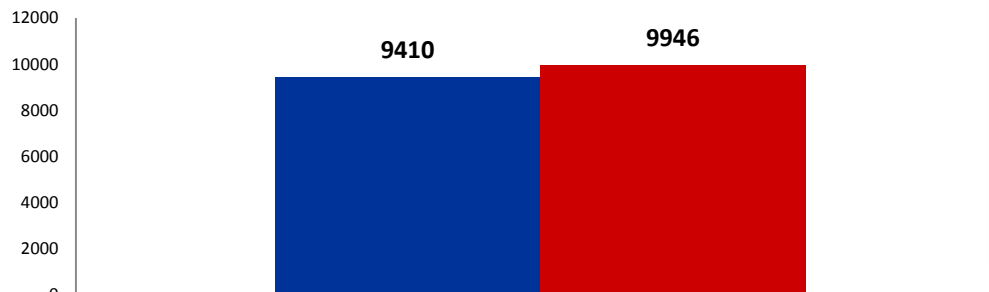


Total Criminal Offences by Year

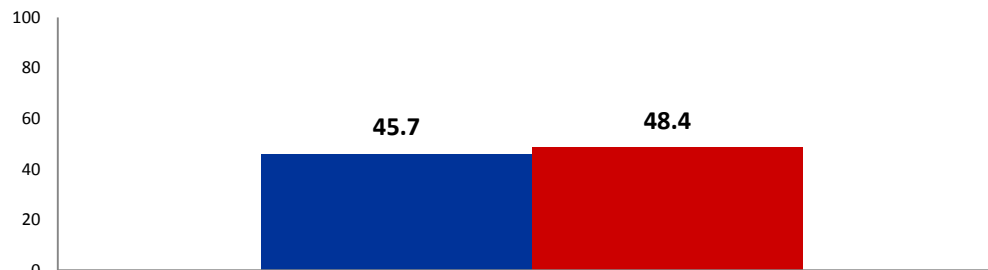


Total Criminal Offences and Clearance Rates

- **5.7% increase in criminal offences in 2018**
Large increase in Other Criminal Code (+420 offences)
- **2.7% increase in clearance rates in 2018**
511 more offences cleared



Total Criminal Offences



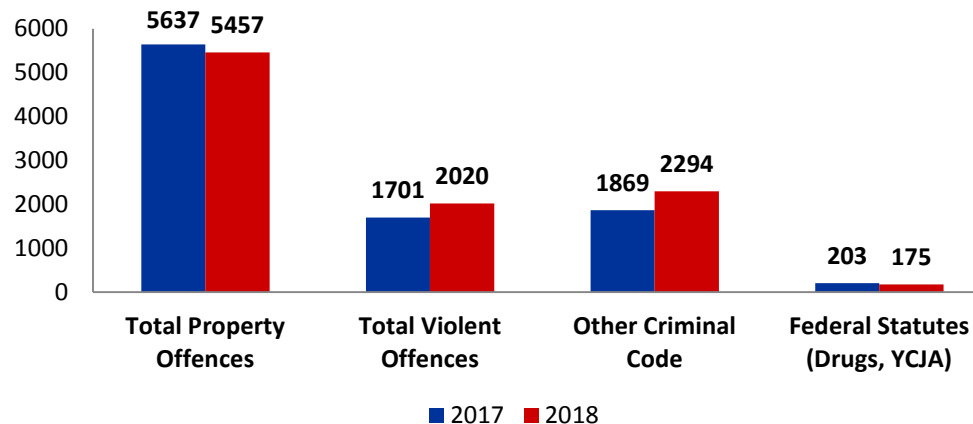
% of Criminal Offences Cleared

■ 2017 ■ 2018



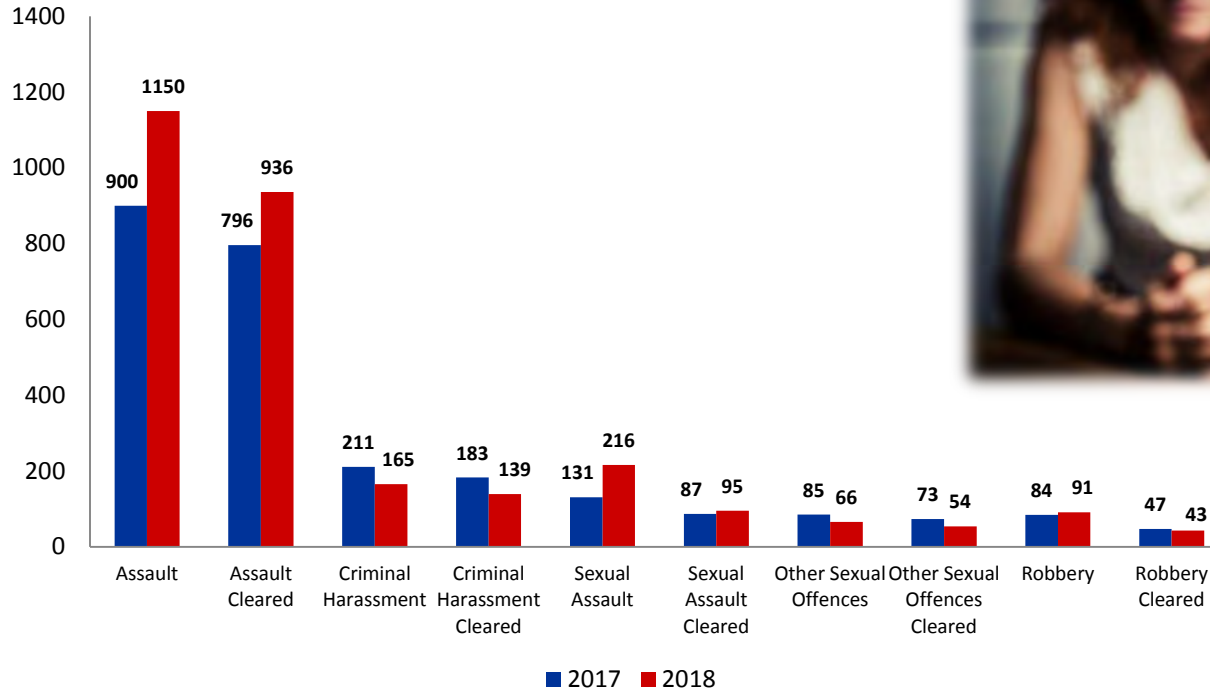
Crime Category Offences

- **Violent offences are up 18.8%***
Change in way criminal offences are classified nationally (UCR)
- **Other Criminal Code offences are up 22.7%**
Significant increases in Bail Violations, Fail to Attend Court
- **Federal Statutes are down by 13.8%**
Concentrating on higher level drug traffickers
- **Property offences are down by 3.2%**
Substantial decrease in Theft Under, Mischief and B-E Other
Theft Under and Fraud accounted for 60.1% of total property offences



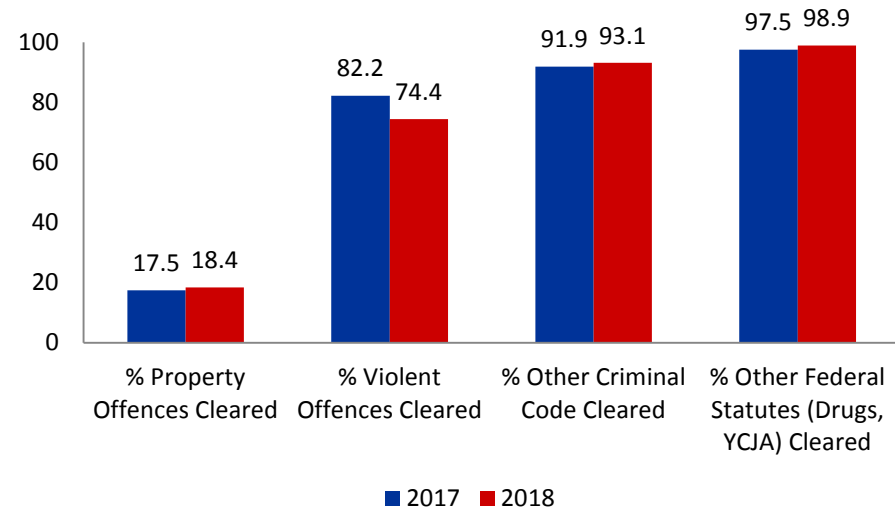
Violent Crime Offences

- Sexual Assaults are up by 64.9%**
 Increased community awareness of sexual assault and violence
 Number of offences cleared is up by 8
 Unfounded rate remains low
 (59% decrease since 2015)
- Other Sexual Offences are down by 22.4%**
 Proactive work by ICE
- Assaults are up by 27.8%**
 Number of offences cleared is up by 140
 Assault Peace Officer up by 37.9% (+25 offences)
- Robberies are up by 8.3%**
- Criminal Harassment down by 21.8%**



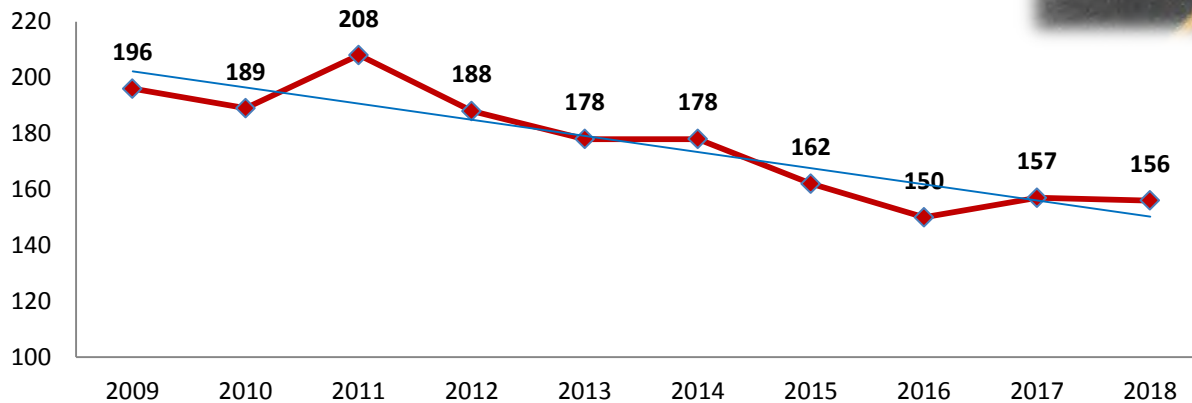
Crime Category Clearances

- Investigative standards and complexities
- Violent Crime clearance rates higher - offender often known to the victim
- Federal Statutes are generally enforcement driven resulting in high clearance rates
- Property Crimes challenging to solve due to scarcity of evidence, witnesses, forensics



Road Safety – Impaired Driving Offences

- **Decrease of 1 impaired driving offence in 2018**
20% decrease observed over 10 years
- **Increased Enforcement**
- **Partnerships to reduce impaired driving**
 - MADD
 - Impact 6/21
 - Action Sudbury
 - Safe Ride Home
 - Last Drink Program
 - PARTY



Crime Trends

- Overall crime has increased slightly – increase in violent, decrease in property
- Crime only represents a small portion of policing services being delivered to the Community
- Investment in Community Safety and Well-Being
- Modernization of our service delivery model
- Collaborative work with partners
 - Sexual Assault Review
 - Rapid Mobilization Table (RMT)
 - Community Drug Strategy (CDS)
 - Violent Threat Risk Assessment (VTRA)
 - Building & Understanding Resilience & Strength Together (B.U.R.S.T.)



Crime Prevention Messaging – Social Media




Sudbury Police @SudburyPolice · 27 Dec 2018

If you're doing some #BoxingWeek shopping, be sure to lock your vehicle and keep your parcels out of sight. Lock your valuables in your trunk or bring them with you. Most importantly, be sure to drive slowly on these snowy roads and have patience with other motorists! #Sudbury



Sudbury Police @SudburyPolice · 19 Nov 2018

While sites such as Kijiji are great to make \$, your safety should be 1st priority. Always meet in a public place during daylight hours or in well-lit venues. Where possible, bring another person with you. Never share unnecessary personal info. #Safety101 #ProtectYourself



Sudbury Police @SudburyPolice · 10 Dec 2018

The fines and penalties for #distracteddriving will increase on Jan 1, 2019. Drivers with A to G licenses will face (for 1st conviction):

- a fine of up to \$1,000
- 3 demerit points
- a 3-day licence suspension

Novice drivers will receive a 30-day licence suspension. #NotWorthit



Sudbury Police @SudburyPolice · 26 Dec 2018

If your child uses a smart phone, tablet, or plays online games with video chat capacities, remind them that people online are not always who they say they are. Never share personal information, passwords, school name, or photos. Visit: protectkidsonline.ca/app/en/ @CdnChildProtect



How Can Our Community Members Help?

- Lock it
- Hide it
- Report it
- Be aware



- Online Reporting System (Coplogic):

<https://reporting.gsp.ca/start-report.html>

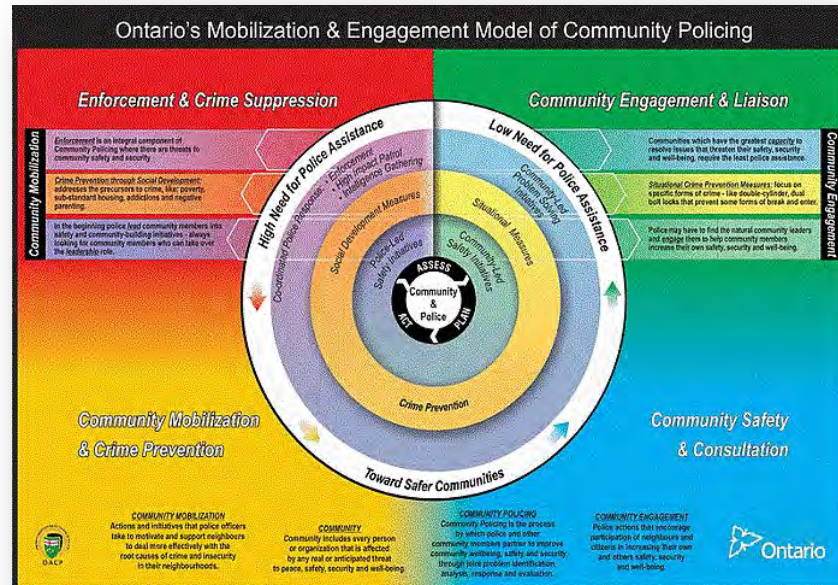
- Theft Under \$5000
- Mischief
- Lost/Stolen Plate
- Vehicle Safety Concern
- Graffiti
- Fraud

More incident types able to be reported online being considered



Our Shared Commitment

- Champion CSWB
- Partnerships
- Intervene Collaboratively
- Enforce Laws



QUESTIONS?

