

# 2019 Year End Crime Statistics Report



# What is Crime?

- Offences against federal statutes such as the *Criminal Code of Canada* and *Controlled Drugs and Substances Act*, among others



# Agenda

- **Calls for Service – Trends**
- **Total Criminal Offences and Clearance Rates**
- **Road Safety – Impaired Driving Offences**
- **Crime Trends**
- **Crime Prevention Messaging and Tips**
- **Our Shared Commitment**



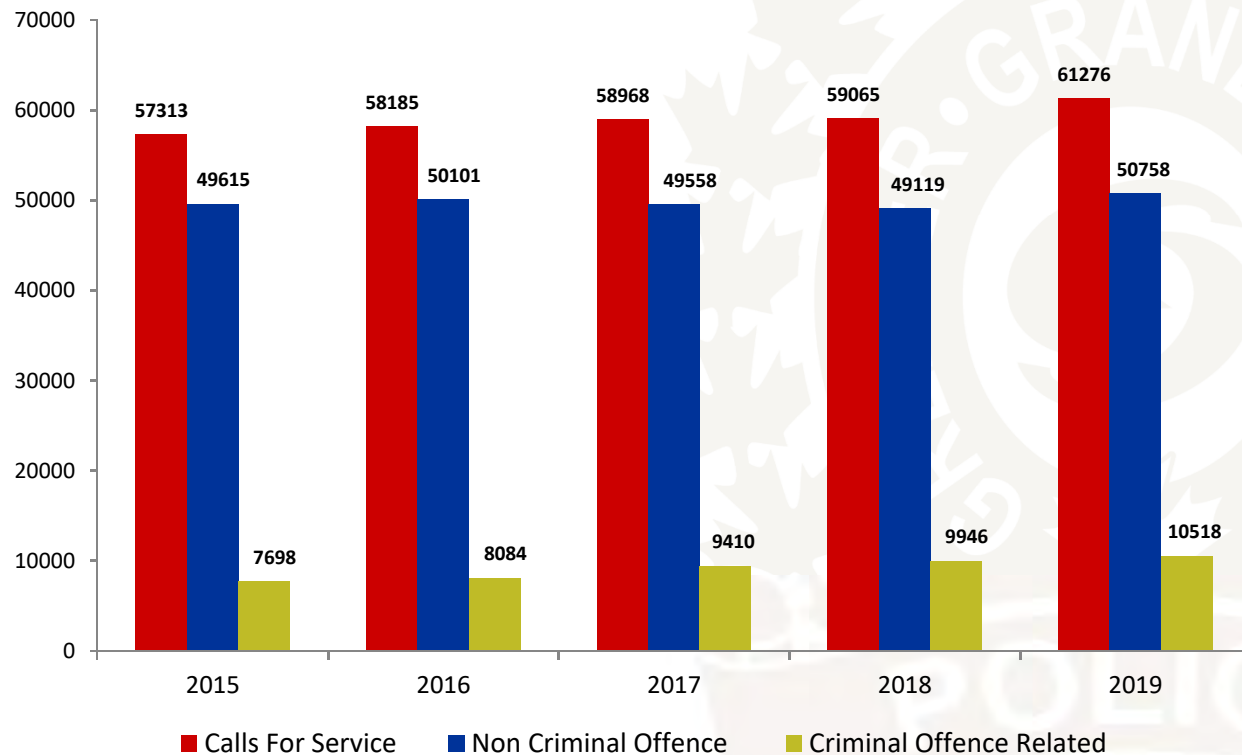
# Calls for Service – Criminal Vs. Non-Criminal

- **Consistent 5 year trends in Sudbury**

Approximately 15% of calls are criminal in nature, 17% in 2019

Approximately 85% of calls are non criminal in nature, 82% in 2019

- **This trend is consistent across the province**





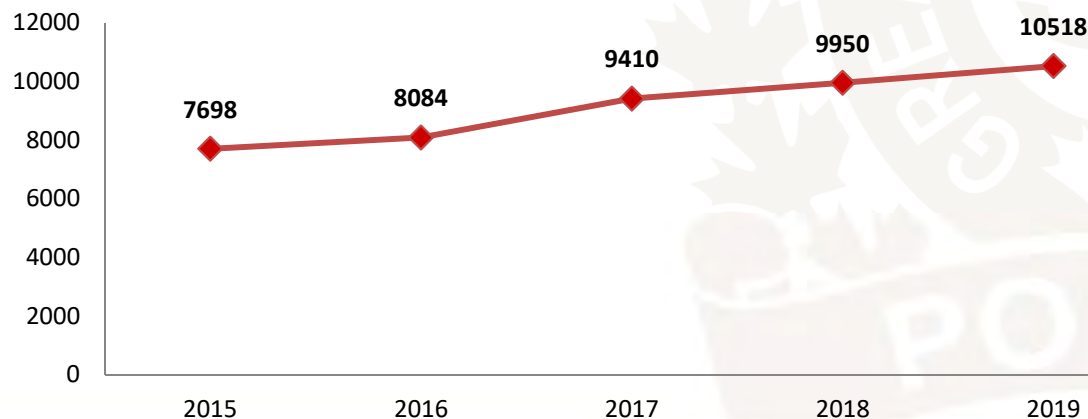
# Total Criminal Offences – Five Year Trend Analysis

Numerous factors can contribute to fluctuations in crime statistics:

- Enforcement driven crime
- Social and economic factors
- Crime prevention strategies
- Changes in UCR coding process
- Heightened awareness
- Preventing victimization before it occurs
- Increased online reporting

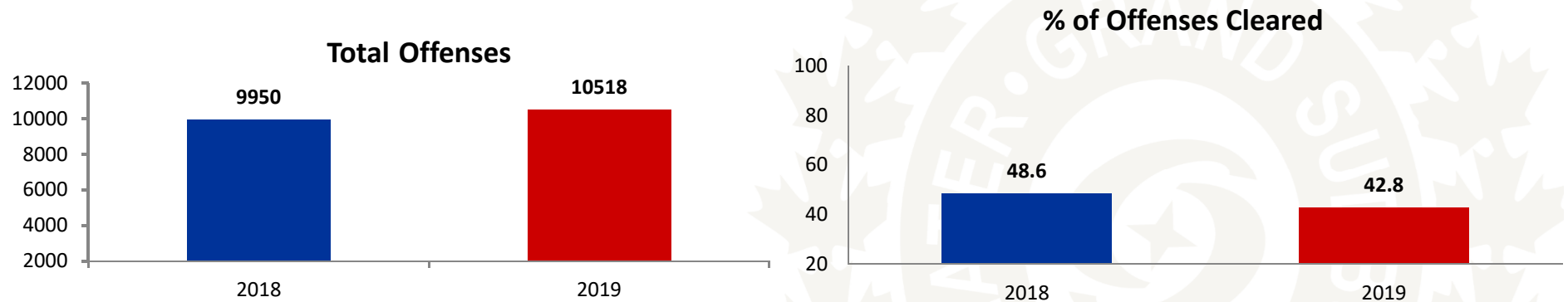


Total Offences by Year



# Total Criminal Offences and Clearance Rates

- **5.7% increase in criminal offences in 2019**  
Large increase in Property Crime (+764 offences)
- **-5.8% decrease in clearance rates in 2019**



# Crime Category Offences

- **Violent offences are up 5%\***

Recent change in way criminal offences are classified nationally (UCR)

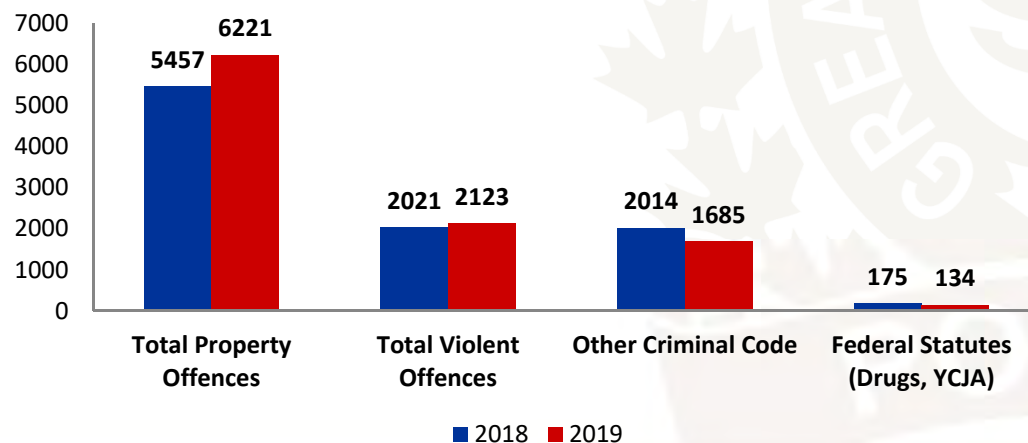
- **Other Criminal Code offences are down 16.3%**

- **Federal Statutes are down by 23.4%**

Concentrating on higher level drug traffickers

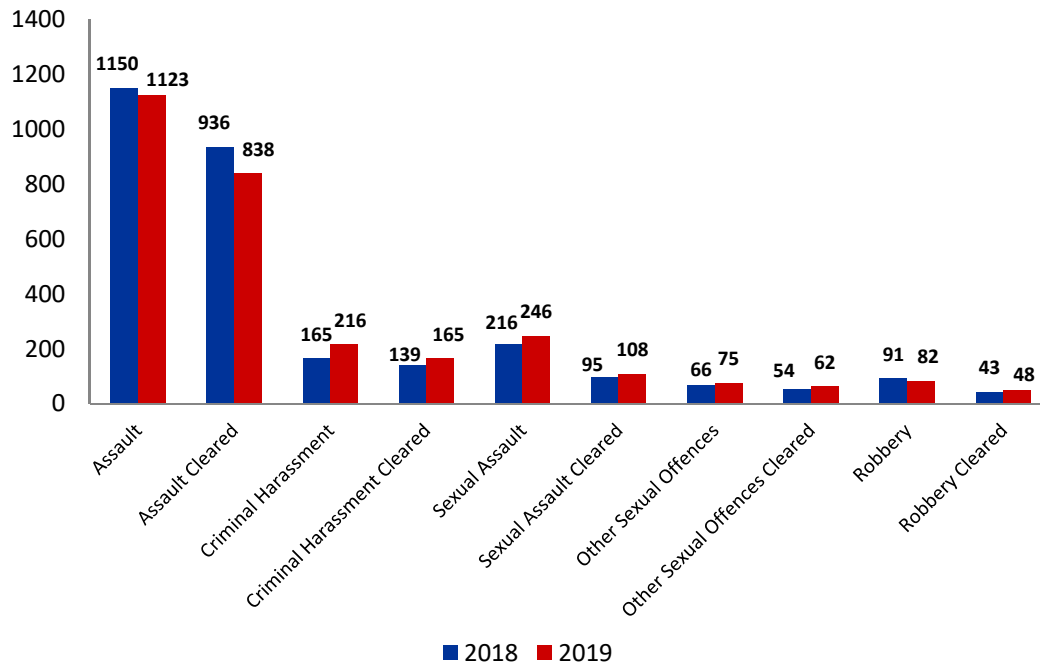
- **Property offences are up by 14%**

Substantial increase in Theft Under and Fraud which accounted for 67% of total property offences.



# Violent Crime Offences

- **Sexual Assaults are up by 14.4%**  
Increased community awareness of sexual assault and violence
- **Other Sexual Offences are up by 11.9%**
- **Robberies have decreased 9.9%**
- **Criminal Harassment has increased 30.9%**





# Property Crime Offences

- **Break and Enters over all are down by 16.6%**

Increased patrols, increase use of surveillance technology by businesses

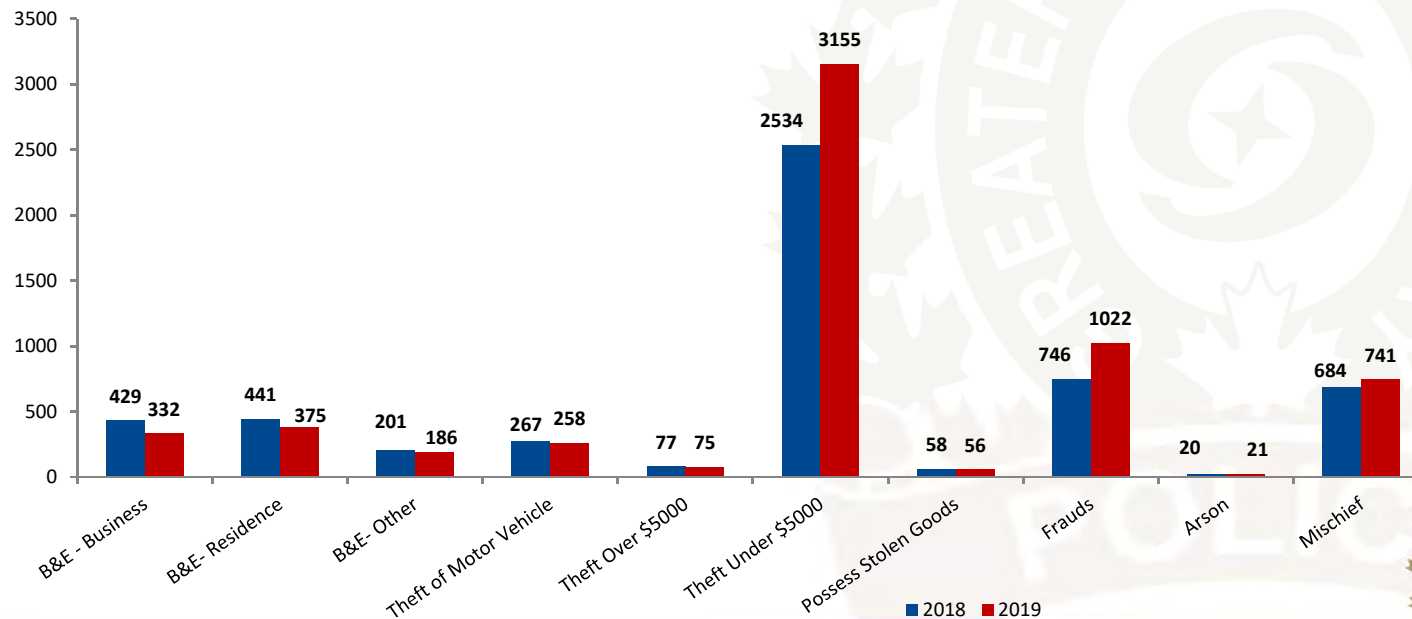
- **Theft Under \$5000 are up by 24.5%**

Challenges include: reporting after the fact and without suspects.

- **Frauds are up 37%**

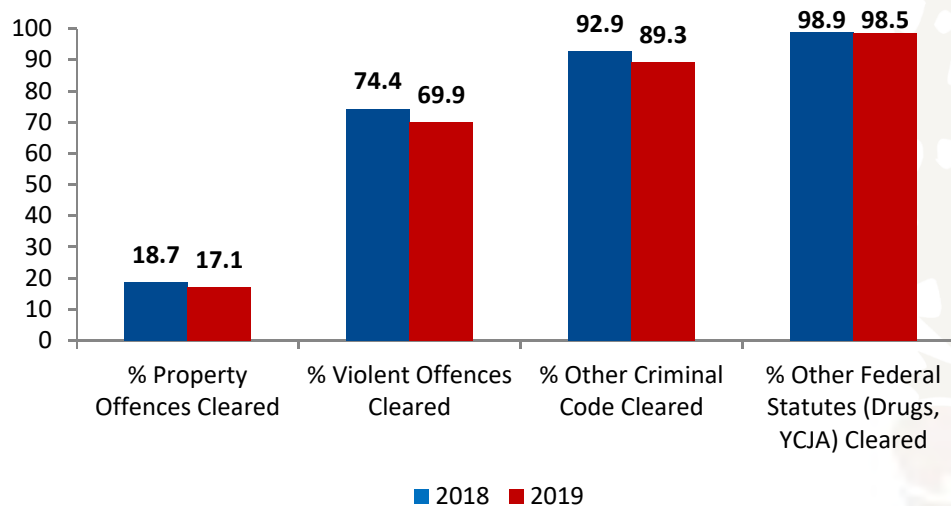
Increase in identity frauds and identity theft

- **Mischiefs are up 8.3%**



# Crime Category Clearances

- Investigative standards and complexities
- Violent Crime clearance rates higher – offender often known to the victim
- Federal Statutes are generally enforcement driven resulting in high clearance rates
- Property Crimes challenging to solve due to scarcity of evidence, witnesses, forensics



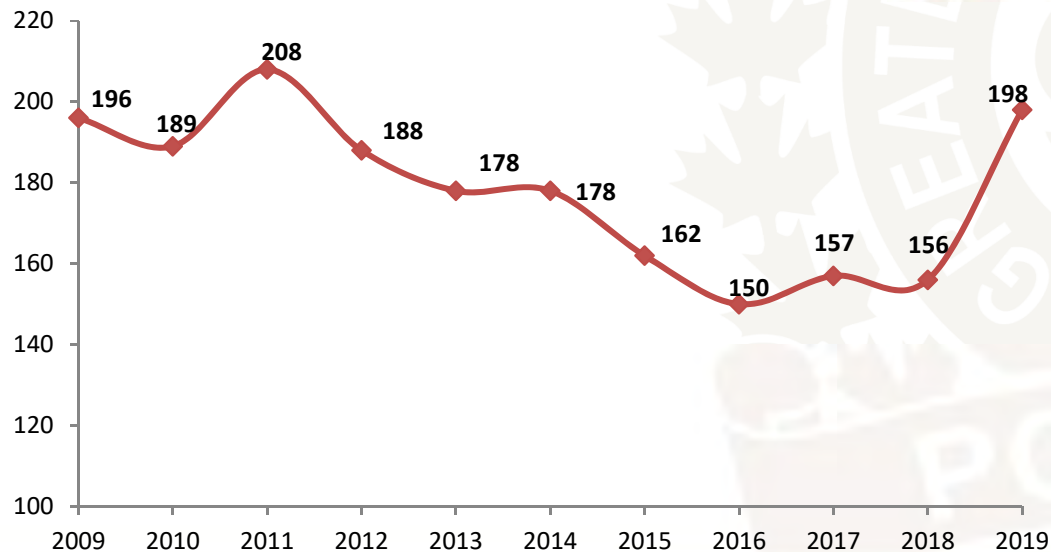
# Road Safety – Impaired Driving Offences

- **Increase of 42 impaired driving offences in 2019**

- Introduction of Bill C-46
- Increased Training
- Targeted RIDE programs

- **Partnerships to reduce impaired driving:**

- MADD
- Impact 6/21
- Action Sudbury
- Safe Ride Home
- Last Drink Program
- PARTY



# Crime Trends

- **Overall crime has increased slightly**
  - Mainly attributed to a large increase in Property Crime
- **Crime only represents a small portion of policing services being delivered to the Community**
- **Investment in Community Safety and Well-Being**
- **Modernization of our service delivery model**
- **Collaborative work with partners**
  - Sexual Assault Review
  - Rapid Mobilization Table (RMT)
  - Community Drug Strategy (CDS)
  - Violent Threat Risk Assessment (VTRA)
  - Building & Understanding Resilience & Strength Together (B.U.R.S.T.)





# Crime Prevention Messaging – Social Media



**Sudbury Police** @SudburyPolice · Dec 26, 2019

If your child received a smart device this holiday, keep [#OnlineSafety](#) in mind. Remind your child to never share personal info online and to tell a safe adult if they see something online that makes them uncomfortable.

Learn more: [protectkidsonline.ca/app/en/](https://protectkidsonline.ca/app/en/) @CdnChildProtect



2 25 30



**Sudbury Police** @SudburyPolice · Oct 17, 2019

As daylight lessens, it becomes increasingly difficult for motorists to see pedestrians – which can be dangerous for children walking to & from school or school bus stops. Please ensure your children are visible (wear bright clothing) & stay alert to traffic. [#SchoolSafetyWeek](#)



6 16



**Sudbury Police** @SudburyPolice · Nov 4, 2019

This [#CrimePreventionWeek](#), let's kick distracted driving to the curb. Keep your eyes on the road. Learn more about [#DistractedDriving: ontario.ca/page/distracte...](#)

Put the phone down. The text can wait.

[#CPWeek2019](#) @OACPOfficial [#PreventingCrimeProtectingPeople](#)



1 6 20



**Sudbury Police** @SudburyPolice · Oct 16, 2019

Nearly 3/4 of [#HumanTrafficking](#) victims identified by Police are under 25. Increasingly, traffickers are turning to online message boards, social media websites & private messaging chat apps to recruit victims. Visit [Cybertip.ca](#) for current and age-appropriate info.



1 3 4

# How Can Our Community Members Help?



- Lock it
- Hide it
- Report it
- Be aware
- Online Reporting System (CopLogic)

- Theft Under \$5,000
- Mischief
- Lost/Stolen Plate
- Vehicle Safety Concern
- Graffiti
- Fraud

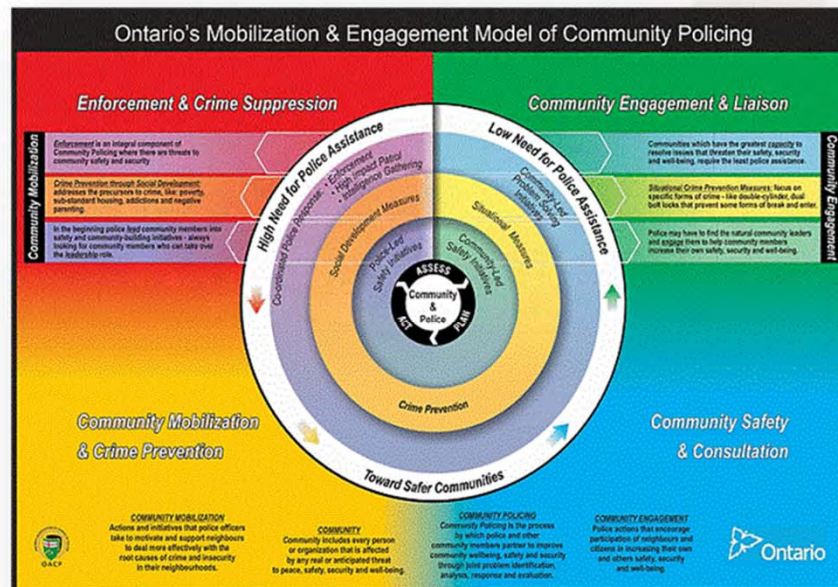
More incident types being  
considered for online reporting





# Our Shared Commitment

- Champion CSWB
- Partnerships
- Intervene Collaboratively
- Enforce Laws



# Questions?

