

# 2017 Year End Crime Profile



# What is a crime?

- **Acts or omissions prohibited by law and punishable by sanctions**
- **Offences against federal statutes**



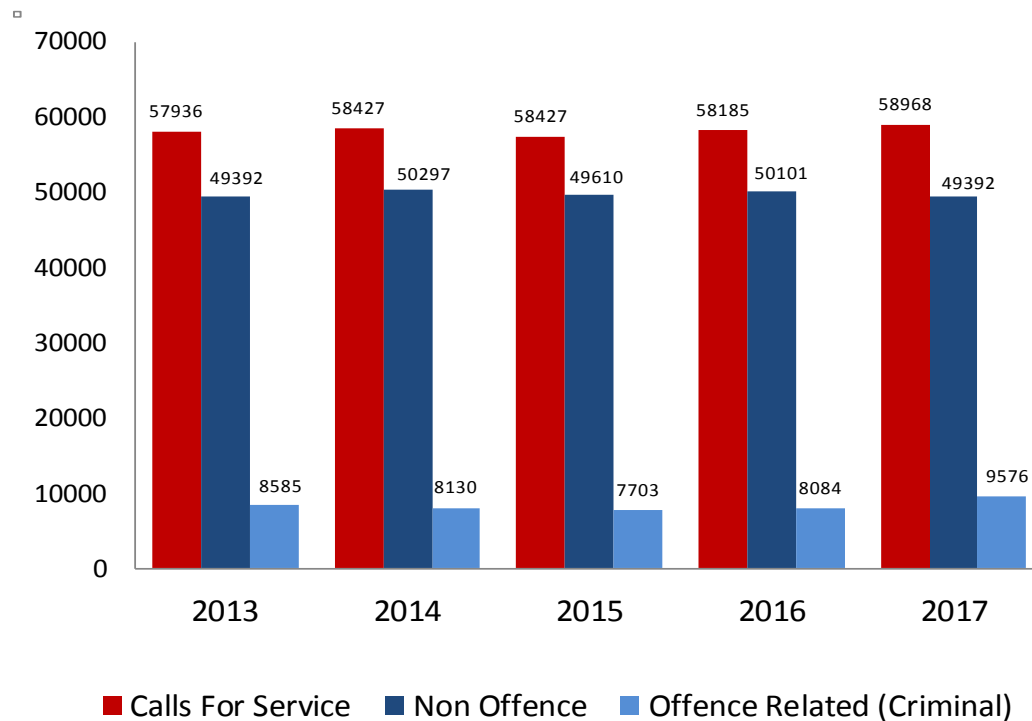
# Agenda

- **Calls for Service – Trends**
- **Total Offences and Clearance Rates**
- **Road Safety – Impaired Driving Offences**
- **Crime Trends**
- **Crime Prevention Messaging and Tips**



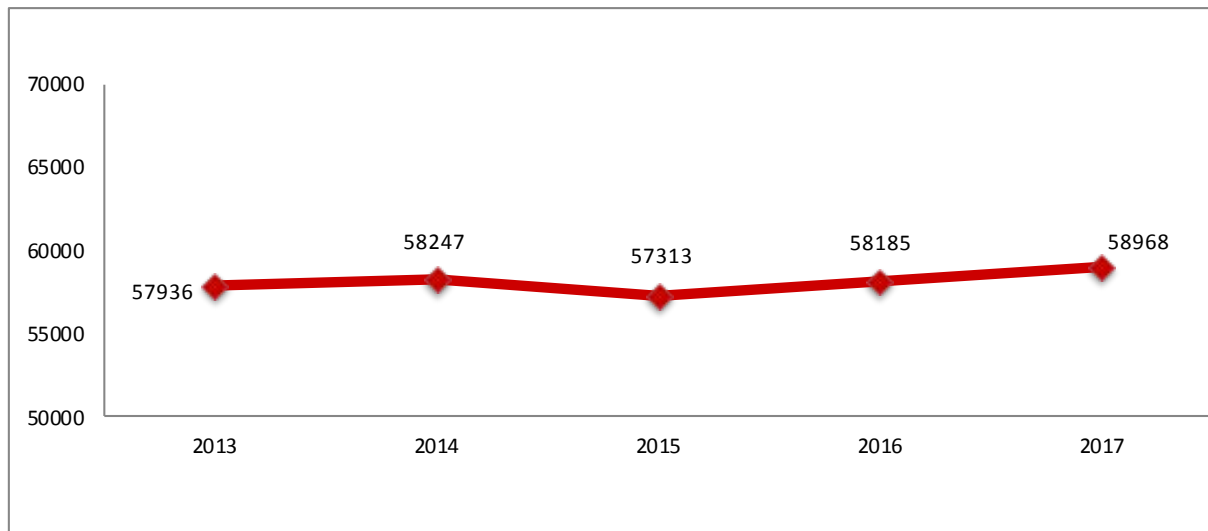
# Calls for Service – Criminal vs. Non-Criminal

- **Consistent 5 year trends in Sudbury**  
Approximately 15% of calls are criminal in nature  
Approximately 85% of calls are non criminal in nature
- **This trend is consistent across the province**



## Calls for Service – Five Year Trend Analysis

- **Calls for Service increased 1.4% in 2017 from 2016**
- **5 year trend – calls for service up 1.8%**
- **“Our Shared Commitment” policing model**
- **Referrals to other agencies/service providers for non police matters**

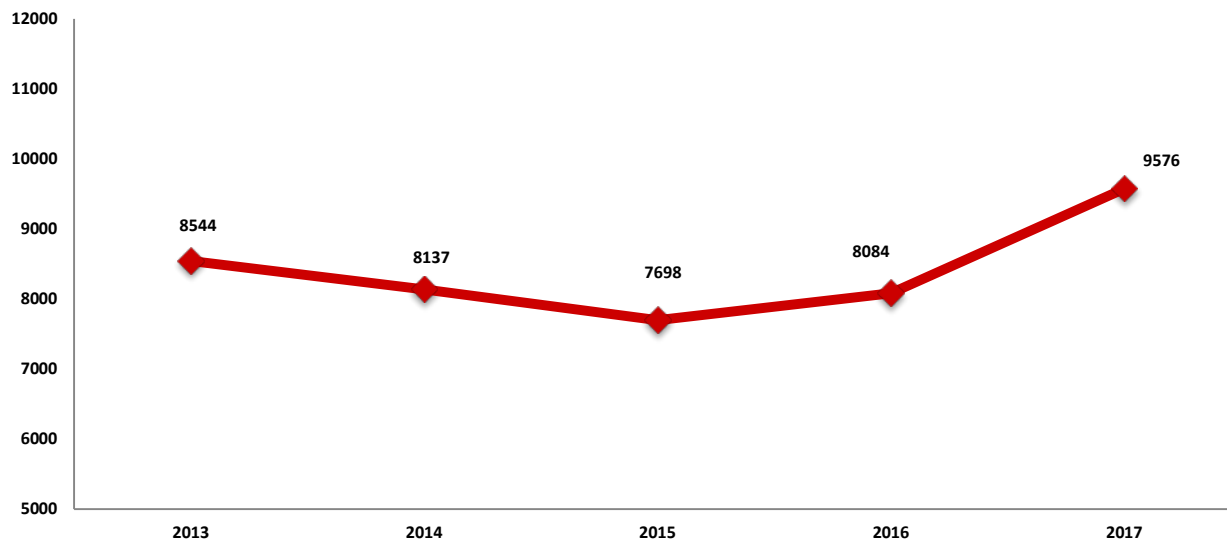


# Total Offences – Five Year Trend Analysis

- **Numerous factors can contribute to fluctuations in crime statistics**
- Enforcement driven crime
- Social and economic factors
- Crime prevention strategies
- Crime prevention through environmental design
- Heightened awareness
- Increased online reporting

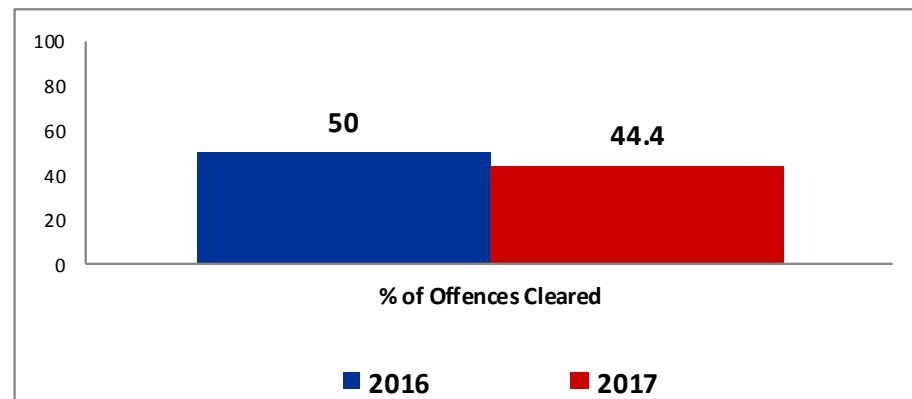
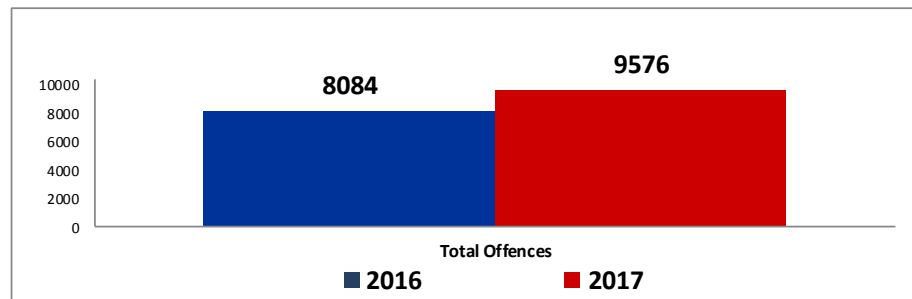


Total Offences by Year



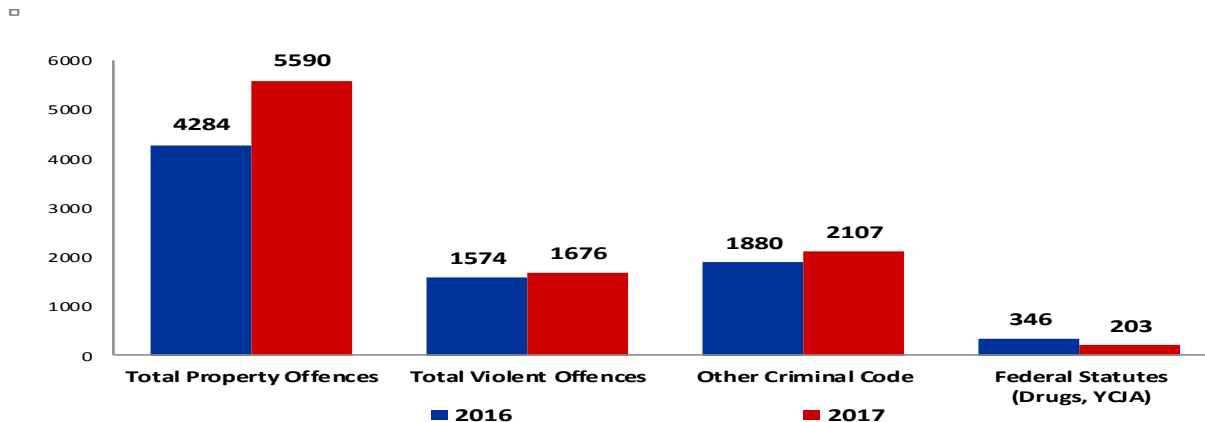
# Total Offences and Clearance Rates

- **18.5% increase in criminal offences in 2017**
- 87.7% of this increase due to property offences, not violent
- **5.6% decrease in clearance rates in 2017**
- However, approximately 200 more offences cleared



# Crime Category Offences

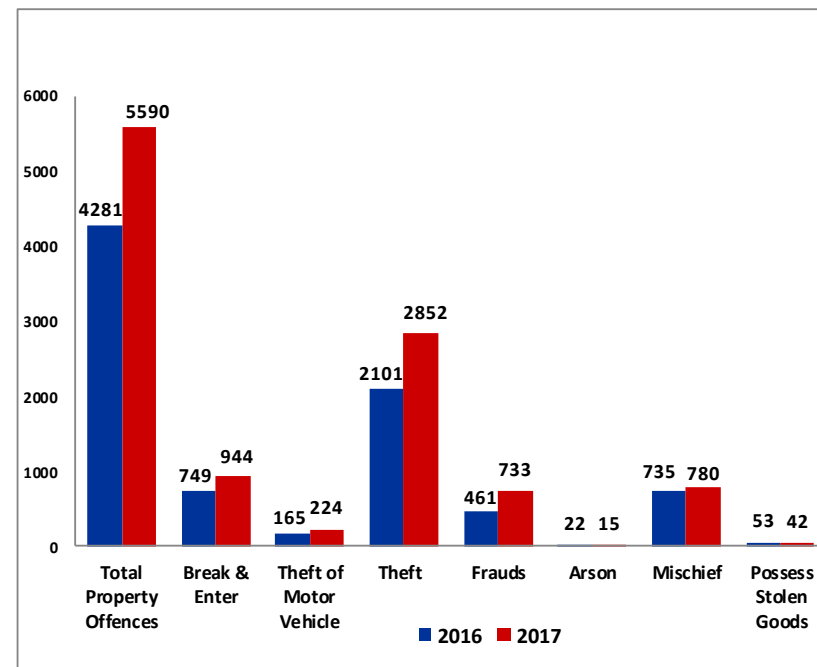
- **Violent offences are up 6.3%**
- Increase in sexual assault (increased reporting)
- **Other Criminal Code offences are up 12.1%**
- Proactive monitoring of local targets relating to child pornography
- **Federal Statutes are down by 41.3%**
- Decrease largely due to Found Property - Drugs classification
- **Property offences are up by 30.6%**
- Theft Under and Fraud accounted for 63.3% of total property offences





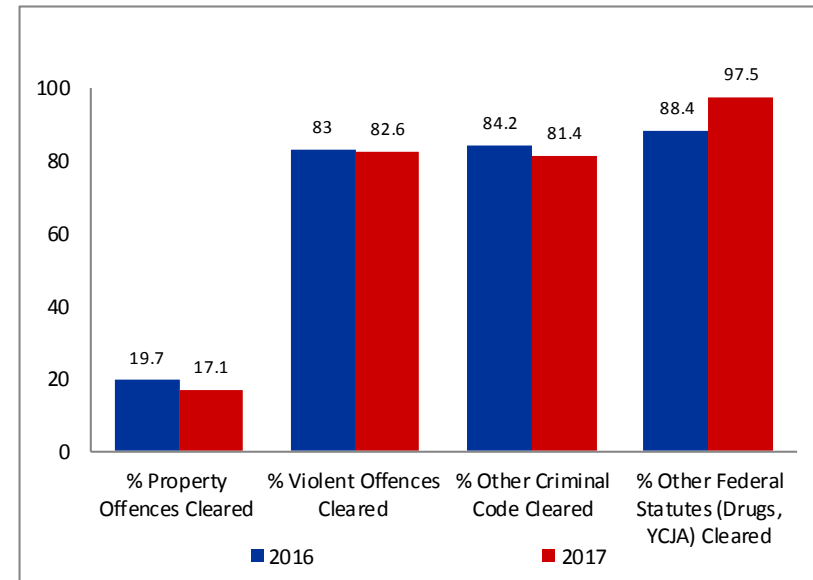
# Property Crime Offences

- **Break and Enters are up by 26%**
- Development of apartment building laundry room B-Es
- **Theft of Motor Vehicles are up by 35.8%**
- Trend present in same areas with high Theft from Vehicle offences
- **Thefts are up by 36%**
- Largely driven by Theft from Vehicles
- **Theft from Vehicles up by 68.3%**
- **Frauds are up by 59%**
- Largely related to Theft Under (Theft from Vehicle)
- **Arsons are down by 31.8%**



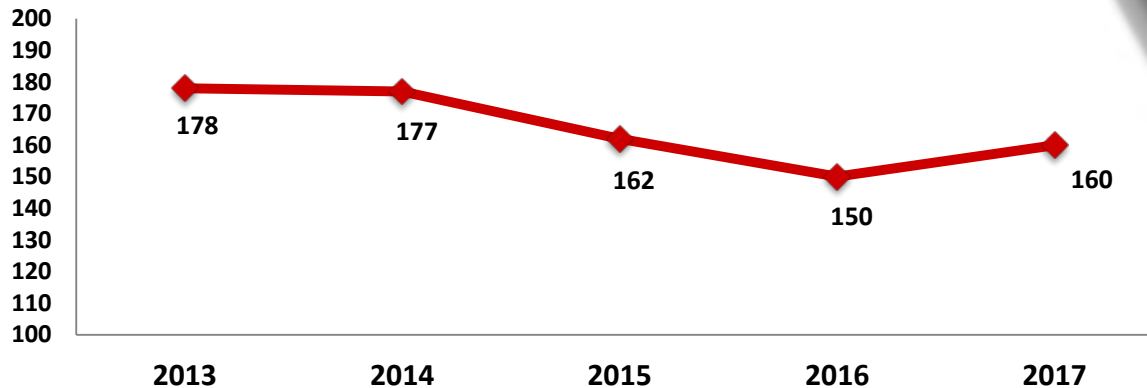
# Crime Category Clearances

- Investigative standards and complexities
- Violent Crime clearance rates higher - offender often known to the victim
- Federal Statutes generally enforcement driven - high clearance rates
- Property Crimes challenging to solve due to scarcity of evidence, witnesses, forensics



# Road Safety – Impaired Driving Offences

- **Overall increase of 6% in 2017**
- Largely due to drug-impaired driving offences (9 more offences in 2017)
- **Increased Enforcement**
- **Partnerships to reduce impaired driving**
  - MADD
  - Impact 6/21
  - Action Sudbury
  - Safe Ride Home
  - Last Drink Program
  - PARTY



# Crime Trends

- **Overall crime has increased, largely in property offences**
- **Crime only represents small portion of policing services being delivered to the Community**
- **Investment in Community Safety and Well-Being**
- **Collaborative work with partners**
  - Rapid Mobilization Table (RMT)
  - Violent Threat Risk Assessment (VTRA)
  - Building & Understanding Resilience & Strength Together (B.U.R.S.T)
  - Sexual Assault Review



# Crime Prevention Messaging – Social Media



**Sudbury Police** @SudburyPolice · Apr 27

Friday tip: If you can see your valuables from outside your vehicle, so can thieves. Hide all valuables out of view to avoid theft, such as in your trunk. Roll up your windows and lock your doors. #polttw #FridayThoughts #TheftPrevention



**Sudbury Police** @SudburyPolice · Jun 11

You lock your doors & windows when you leave your car, but what about your shed? Theft from sheds can become more of an issue during warmer months when gardening equipment, lawn mowers & valuables such as tools & bikes are being used. Make sure your shed is protected. #TheftPrevention



**Sudbury Police** @SudburyPolice · Jun 13

FYI: The @CanRevAgency does not send payment notices or ask for personal information through phone calls, texts or emails. It will never ask for payment of a fee or fine in #Bitcoin or any other cryptocurrency. Don't fall victim to scammers! #WednesdayWisdom #FraudPrevention



**Sudbury Police** @SudburyPolice · May 3

Myth: Sexual assault can't happen to me or anyone I know. Fact: Sexual assault can and does happen to anyone. People of all ages, sexual orientations & socioeconomic and ethnic backgrounds can be victims of sexual assault. #SexualAssaultAwarenessMonth





# How can our community members help?

- **Lock it**
- Theft From Vehicle increase accounted for 78.7% of Theft Under \$5000 increase
- **Hide it**
- **Report it**
- **Be aware**
- **Online Reporting System (Coplogic):**  
<https://reporting.gspcs.ca/start-report.html>
- Theft Under \$5000
- Mischief
- Lost/Stolen Plate
- Fraud
- Graffiti
- Vehicle Safety Concern



# QUESTIONS?

